



LIVESTOCK EXHIBITION HANDBOOK



Seventh Edition



NOTES

CONTENTS

Definitions	1
General Requirements.....	2
Responsibilities of Official Veterinarian	3
Responsibilities of Exhibition Manager	4
Exhibition Requirements by Species:	
• Cattle	5
• Dog.....	7
• Deer and Elk.....	8
• Horse	9
• Poultry	10
• Sheep and Goats	11
• Swine.....	13
• Other Species.....	14
Frequently Asked Questions.....	15
Biosecurity Recommendations for Exhibitors.....	16

DEFINITIONS

Baby poultry: newly hatched poultry that have not been fed or watered.

Biosecurity plan: a set of preventative practices designed to reduce the risk of transmission of infectious diseases to animals, property, and people.

Board: Board of Animal Health or its authorized agents.

Cattle: includes cattle, bison, and other cloven-hoofed animals in the “Bos” genus, such as yak and zebu.

CVI: Certificate of Veterinary Inspection is an official document issued by an accredited veterinarian on a form approved by the Board for movement of animals.

Exhibition: bringing livestock or poultry owned by two or more persons to one location in Minnesota for judging or for display, except when there is only one animal of each species exhibited.

Game birds: a diverse group of birds that includes, but is not limited to, pheasants, partridge, quail, guinea fowl, and grouse raised in captivity

Official veterinarian: USDA-accredited veterinary professional responsible for serving in certain regulated tasks.

Poultry: livestock including turkeys, chickens, waterfowl, and game birds raised in captivity, excluding pigeons and doves.

Ratites: members of the Ratite family (including ostriches, emus, and rheas) that are raised for the purpose of producing fiber, meat, or animal by-products or as breeding stock.

Waterfowl: birds within over 170 species, among them, ducks, geese, and swans - raised in captivity.

GENERAL REQUIREMENTS

- A Board permit is required to hold an exhibition, except for rodeos and horse shows lasting only one day with no more than one horse stabled overnight. Application for permit is available through the Board's website. The services of an official veterinarian are required and must be confirmed before a permit can be issued.
- Petting zoos, rodeos, pony rides, horse races, and other animal events and/or displays held at an exhibition are subject to the Board's exhibition requirements.
- Prior to entering a public exhibition, all animals must meet requirements for intrastate movement and importation.
- All animals must be inspected by the official veterinarian on the day they are admitted to the exhibition and at least once daily during the exhibition.
- No animal may enter or attend a public exhibition that is showing clinical signs of any infectious, contagious, or communicable disease.
- Exhibition managers must maintain records for each exhibitor, including their name and address, along with the species, class and number of animals exhibited.
- Official identification for all animals requiring ID must be visible. Official ear tags must display the U.S. Shield. See species specific official ID requirements.
- If a sale is held during a permitted exhibition, the sale manager must apply for a separate permit and may be subject to additional requirements.
- Exhibitors should contact exhibition management regarding any additional requirements.

Additional exhibition information for all species can be found at the Board's website (www.bah.state.mn.us) or by calling the Board of Animal Health at 651-201-6826.

RESPONSIBILITIES OF OFFICIAL VETERINARIAN

The official veterinarian of an exhibition shall:

1. Approve the cleaning and disinfection of the exhibition premises prior to the exhibition and during the exhibition if livestock are released and new livestock are brought to the exhibition premises.
2. Inspect all livestock on the day admitted to the exhibition and at least once daily during the exhibition.
3. Refuse admission of livestock showing clinical signs of any infectious, contagious, or communicable disease, or of livestock not meeting the exhibition entrance requirements.
4. Order the immediate removal to the quarantine area or removal from the exhibition premises of any livestock with clinical signs of infectious, contagious, or communicable disease, then order and supervise the cleaning and disinfection of the area from which the diseased livestock was removed.
5. Maintain tagging records for official identification applied during the exhibition including tag number, other tags, species, sex, age, and type of animal, date of tag application, and name and address of the premises where the animal was identified.
6. Within seven days of completion of the exhibition, submit to the Board a report containing the following:
 - A. a list of any animals that were quarantined or removed from the exhibition because of infectious, contagious, or communicable disease.
 - B. any violations observed.

Source: [Minnesota Statutes 1721.0100, Subp. 4](https://www.revisor.mn.gov/rules/1721.0100/)
(<https://www.revisor.mn.gov/rules/1721.0100/>)

Poultry-only exhibitions do not require an official veterinarian when the exhibition manager ensures that entrance requirements for exhibition of poultry are met. See "Poultry Exhibition Requirements" for more information.

RESPONSIBILITIES OF EXHIBITION MANAGER

The manager of an exhibition shall:

1. Retain the services of an official veterinarian.
2. Comply with all orders of the Board and the official veterinarian pertaining to the sanitation of the premises and the health status of all livestock exhibited.
3. Clean and disinfect all building and exhibit areas for the use of livestock prior to the opening date of the exhibition and during the exhibition if new livestock arrive.
4. Maintain the livestock and exhibition areas in a sanitary condition.
5. Ensure that any livestock showing symptoms of infectious, contagious, or communicable disease are removed from the premises or quarantined in a separate area or facility.
6. Maintain records which include the name and address of each exhibitor along with the species, class, and number of animals the person exhibited.

Source: [Minnesota Statutes 1721.0100, Subp. 3](https://www.revisor.mn.gov/rules/1721.0100/)
(<https://www.revisor.mn.gov/rules/1721.0100/>)

Poultry-only exhibitions do not require an official veterinarian when the exhibition manager ensures that entrance requirements for exhibition of poultry are met. See “Poultry Exhibition Requirements” for more information.

CATTLE EXHIBITION REQUIREMENTS

Cattle must be officially identified prior to exhibition. Tags applied on or after November 5, 2024, must be visually AND electronically readable. Radio Frequency Identification (RFID) using the Animal Identification Number (AIN) System meets this requirement.

Official ID may not be removed from an animal once it is applied.

Approved official identification for cattle if applied on or after November 5, 2024:

Animal Identification Number (AIN) System

- Consists of 15 digits, beginning with “840” for the U.S.
- Visual and Radio Frequency Identification (RFID).



Approved official identification for cattle if applied prior to November 5, 2024:

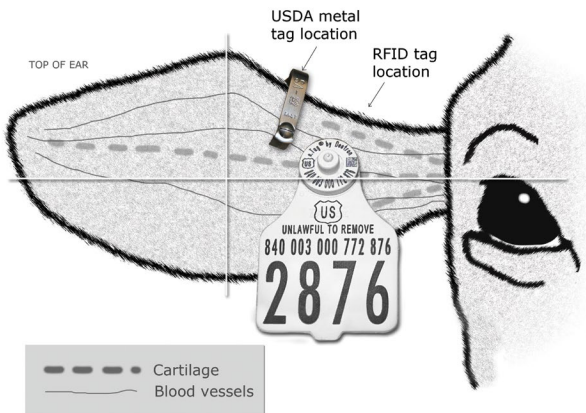
National Uniform Ear Tagging System (NUES)

Begins with the official state number, “41” for Minnesota.



Breed Registry Tattoos and Tags

- Acceptable if accompanied by documentation listing the breed registration number.
- Pending registrations are not acceptable.
- Breed registry tattoos valid within Minnesota and for animals imported from Iowa, Missouri, and South Dakota.



DOG EXHIBITION REQUIREMENTS

All dogs four months of age and older must be accompanied by a certificate of rabies vaccination issued by a licensed veterinarian.

Certificate Example is below:

RABIES VACCINATION CERTIFICATE NASPHV FORM 51 (revised 2007)					
Owner's Name & Address <small>Print Clearly</small>				RABIES TAG # 123456	
				MICROCHIP #	
LAST Lupus	FIRST Canis	M.I. F	TELEPHONE # 651-296-2942		
NO. 625	STREET Robert Street North		CITY St. Paul	STATE MN	ZIP 55155
SPECIES Dog <input checked="" type="checkbox"/> Cat <input type="checkbox"/> Ferret <input type="checkbox"/> Other: <input type="checkbox"/> (specify)	AGE Months <input type="checkbox"/> 5 Years <input checked="" type="checkbox"/> SEX <input checked="" type="checkbox"/> Male <input type="checkbox"/> Female <input type="checkbox"/> Neutered	SIZE Under 20 lbs. <input type="checkbox"/> 20 - 50 lbs. <input checked="" type="checkbox"/> Over 50 lbs. <input type="checkbox"/>	PREDOMINANT BREED Golden Retriever		PREDOMINANT COLORS/MARKINGS English cream
Animal Control License <input type="checkbox"/> 1 Yr <input type="checkbox"/> 3 Yr <input type="checkbox"/> Other			ANIMAL NAME Dog		
DATE VACCINATED XX/XX/XXXX Month / Day / Year		Product Name: Rabies Vaccine Manufacturer: (First 3 letters) B A H		Veterinarian's Name: Dr. Doctor Veterinarian	
NEXT VACCINATION DUE BY: XX/XX/XXXX Month / Day / Year		<input type="checkbox"/> 1 Yr USDA Licensed Vaccine <input checked="" type="checkbox"/> 3 Yr USDA Licensed Vaccine <input type="checkbox"/> 4 Yr USDA Licensed Vaccine <input type="checkbox"/> Initial dose <input checked="" type="checkbox"/> Booster dose MNBAH1234 Vaccine Serial (lot) Number		License Number: MN12345 Doctor Veterinarian	
				Veterinarian's Signature Address: 625 Robert Street North St. Paul, MN 55155	

DEER AND ELK EXHIBITION REQUIREMENTS

As of July 1, 2023, the Minnesota Department of Natural Resources administers and enforces the statutes and rules governing farmed white-tailed deer. All other farmed cervids including, but not limited to elk, reindeer, and fallow deer must be officially identified prior to exhibition and meet Board requirements for movement.

Deer and elk must be officially identified prior to exhibition. The following are approved official identification for deer and elk.

Official ID may not be removed from an animal once it is applied.

1. National Uniform Ear Tagging System (NUES)

Begins with the official state number, "41" for Minnesota.



2. Animal Identification Number (AIN) System

- Consists of 15 digits, beginning with "840" for the U.S.
- Visual or Radio Frequency Identification (RFID).



HORSE EXHIBITION REQUIREMENTS

All horses, donkeys, mules, zebra, and other equine species must be negative to an official test for Equine Infectious Anemia (EIA) (e.g. Coggins test) conducted within 12 months prior to the opening date of an exhibition. Suckling foals accompanying a negative dam do not require EIA testing.

See reverse for more OMB information.		FORM APPROVED - OMB NUMBER 0579 - 0127	
U.S. DEPARTMENT OF AGRICULTURE ANIMAL AND PLANT HEALTH INSPECTION SERVICE EQUINE INFECTIOUS ANEMIA LABORATORY TEST (VS Memorandum 555.16)		SERIAL NO. I	1. ACCESSION NUMBER
			2. DATE BLOOD DRAWN
Forms Without Adequate Descriptions Of The Horse and Complete Addresses Including Zip Codes, Counties, and Telephone Numbers Will Not Be Processed.			
3. REASON FOR TESTING <input type="checkbox"/> Market <input type="checkbox"/> Change of Ownership <input type="checkbox"/> Show <input type="checkbox"/> Pre Test <input type="checkbox"/> Retest <input type="checkbox"/> Export		7. NAME AND ADDRESS OR STABLE/MARKET (Please print or type)	
4. GEOGRAPHIC INFORMATION SYSTEMS (GIS) LAST: _____ LONG: _____		Zip Code _____ Tel No. _____ County _____	
5. VETERINARY LICENSE OR ACCREDITATION NO.		8. NAME AND ADDRESS OF VETERINARIAN (Please print or type)	
6. NAME AND ADDRESS OF OWNER (Please print or type)		Tel No. _____ County _____	
Zip Code _____		Tel No. _____ County _____	
<p align="center">CERTIFICATION OF FEDERALLY ACCREDITED VETERINARIAN</p> <p>I certify the specimen submitted with this Form was drawn by me from the horse described below on the date indicated above.</p>			
10. SIGNATURE OF FEDERALLY ACCREDITED VETERINARIAN		12. SIGNATURE DATE	
<p align="center">CERTIFICATION OF OWNER OR OWNER'S AGENT</p> <p>I certify that I have examined this form and, to the best of my knowledge and belief, this form is true, correct and complete.</p>			
13. SIGNATURE OF OWNER OR OWNER'S AGENT		15. SIGNATURE DATE	
14. TYPE OR PRINT SIGNATURE NAME			
16. Tube No.	17. Official Tap No.	18. Tattoo/Brand	19. Name of Horse
20. Breed	21. Electronic ID No.	22. Age or DOB	23. Sex
			24. Male 25. Female 26. Gelding 27. Neuter
SHOW ALL SIGNIFICANT MARKINGS, WHISKERS, BRANDS, AND SCARS			
1 - Coronet, 2 - Pastern, 3 - Fetlock, 4 - Kneel, 5 - Hock			
NARRATIVE DESCRIPTION AND REMARKS			
28. HEAD		29. OTHER MARKS AND BRANDS	
27. LEFT FORELIMB		30. RIGHT FORELIMB	
29. LEFT HINDLIMB		30. RIGHT HINDLIMB	
FOR LABORATORY USE ONLY			
31. LABORATORY NAME/CITY/STATE		32. DATE RECEIVED	
33. DATE REPORTED OUT		34. TEST RESULTS	
35. SIGNATURE OF TECHNICIAN		<input type="checkbox"/> Negative <input type="checkbox"/> Positive <input type="checkbox"/> AGID <input type="checkbox"/> ELISA	
		35. REMARKS	
<p>Falsification of this form or knowingly using a falsified form is a criminal offense and may result in a fine of not more than \$10,000 or imprisonment for not more than 5 years or both (U.S.C. Section 1001).</p>			
VS FORM 10-11 (MAY 2003)			

16-27

POULTRY EXHIBITION REQUIREMENTS

Chickens, turkeys, and game birds at exhibitions, except baby poultry, must be individually identified with a numbered leg or wing band. The band may also include letters, such as names/initials.

- Hatching eggs and young poultry that are too small to band can be exhibited as a group if the Hatchery Permit number or National Poultry Improvement Plan (NPIP) number is written on the cage, box or enclosure.
- Leg bands are available to the fair manager upon request by contacting the Minnesota Poultry Testing Laboratory at 320-231-5170.

All chickens, turkeys, game birds, and hatching eggs from these birds must originate from a hatchery or breeding flock that is classified U.S. Pullorum-Typhoid Clean under NPIP or be negative to a pullorum-typhoid test within 90 days prior to the opening of the exhibition.

- All chickens, turkeys, game birds, and hatching eggs from these birds must be accompanied by a certificate or test chart approved by the Board that demonstrates compliance with the requirements above. See the [Poultry exhibition web page \(https://www.bah.state.mn.us/exhibitions/#poultry\)](https://www.bah.state.mn.us/exhibitions/#poultry) for a list of approved certificates and test charts.
- If a test chart is used to demonstrate compliance, the band number on the bird must match what is listed on the test chart.

Ratites, waterfowl, pigeons, and hatching eggs from these birds must meet the general requirements for exhibition and importation.

For questions related to poultry exhibition requirements, please contact the Minnesota Poultry Testing Laboratory at 320-231-5170.



SHEEP & GOATS EXHIBITION REQUIREMENTS

All sheep and goats at public exhibitions must be officially identified. The following are approved official identification for sheep and goats.

Official ID may not be removed from an animal once it is applied.

1. Flock identification (ID) Tags

- Includes the flock ID number beginning with the state abbreviation (maximum nine characters, including state abbreviation) along with a unique herd management number (maximum six characters).
- Plastic or metal.



2. Sheep/Goat Serial Tags

- Begins with state abbreviation; eight characters total, last four or five are numerical.
- Plastic or metal.



3. Animal Identification Number (AIN) System

- Consists of 15 digits, beginning with "840" for the U.S.
- Visual or Radio Frequency Identification (RFID).

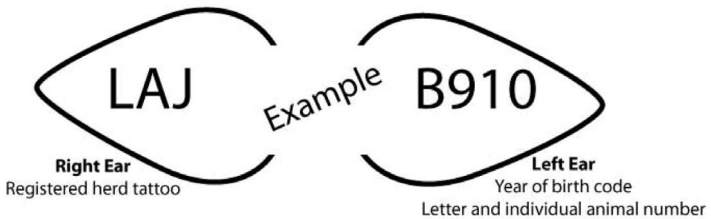


4. Tattoos

For any tattoo to be considered official identification, it must be legible.

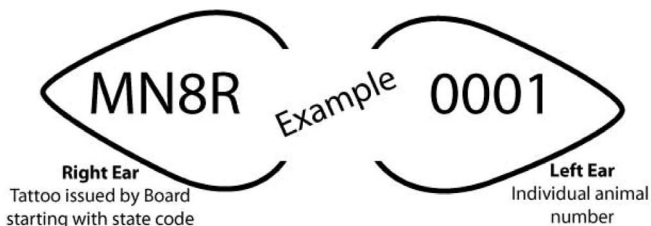
Registered sheep/goats

- Breed registry tattoos that are recorded with a sheep or goat registry association.
- Must be accompanied by a copy of the registration certificate. Pending registration will not be accepted.



Non-registered sheep/goats

- State-approved tattoos assigned by the Board. Call the Board at 651-201-6809 to request a tattoo or find out if a tattoo has already been assigned.
- Tattoo must include the state-approved prefix beginning with the state abbreviation and include a unique number.
- The animal must be accompanied by a state-issued document stating:
 - The tattoo prefix is recorded with the state and assigned in the National Scrapie Database.
 - The flock ID number and the complete tattoo number (including the state-assigned prefix and the animal number).



SWINE EXHIBITION REQUIREMENTS

Breeding and feeding swine must be officially identified prior to exhibition. Swine in slaughter-only classes do not require official ID. Piglets born at an exhibition must be officially identified before leaving the premises. The following are approved official identification for swine.

Official ID may not be removed from an animal once it is applied.

1. National Uniform Ear Tagging System (NUES)

Begins with the official state number; “41” or “MN” for Minnesota.



2. Animal Identification Number (AIN) System

- Consists of 15 digits, beginning with “840” for the U.S.
- Visual or Radio Frequency Identification (RFID).



3. Ear notching with Breed Registration

- Must be accompanied by registration paperwork.
- Pending registration is not acceptable.

4. Slap or Ear Tattoos - For feeding class swine only.

Tattoos or tags with monitored herd or premises number are acceptable.

OTHER SPECIES

Requirements for other species not listed in this handbook:

- All domestic, exotic, and wild mammals or birds that come from out-of-state for exhibition must be accompanied by a CVI. This includes, but is not limited to, llamas, alpacas, rabbits, pigeons, and hoof stock.
- It is highly recommended to follow biosecurity best practices for rabbits and all animals by working with a veterinarian to identify risk factors. Exhibitions managers are encouraged to establish event and site-specific biosecurity plans.

What are requirements for rodeos?

All rodeo animals must meet official ID requirements and importation requirements as applicable. Imported rodeo cattle must be negative to tuberculosis within six months of entry. If a rodeo is on the premises of a permitted exhibition such as a county fair, the rodeo animals must meet all exhibition requirements.

What are the requirements for petting zoos?

Animals at a petting zoo do not have to meet exhibition identification requirements if they are all owned by the same person AND they are not on a premises where other livestock are being exhibited. However, any petting zoos that take place at the same time and at the same premises as an exhibition, such as a county fair, are considered part of that exhibition, and the animals must meet all exhibition requirements. This includes meeting requirements for identification and veterinary inspection. Import and movement requirements must be met regardless.

Who is responsible for making sure exhibitors meet exhibition requirements for their animals?

The exhibition manager is responsible. If the official veterinarian or Board personnel observe a deficiency, they should bring it to the exhibition manager to be immediately corrected or have the animal(s) removed.

When an official veterinarian is required, do they need to be present at the exhibition all day?

The veterinarian is only required to be present once a day to complete health checks. This includes each day animals arrive to the premises and each day animals are present on-site.

At the exhibition

Remember to:

- Report health concerns to the official veterinarian.
- Not share equipment with other exhibitors.
- Minimize nose-to-nose contact with other livestock.
- Minimize animal-to-human contact.
- Avoid use of communal water sources.
- Minimize animal stress by keeping them cool and comfortable, and providing food source and water containers from home.
- If you're also caring for animals at home:
 - Do the chores at home first.
 - Change clothes to care for the animals at home and at the exhibition.
- Wash your hands with soap and water and dry them well.

Before returning home

- Clean and disinfect all equipment (tack, buckets, shovels, wheelbarrows).
- Properly dispose of unused bedding, hay, and feed.
- Wash your hands with soap and water and dry them well.

At home

- Shower, blow your nose, and put on clean clothes and shoes.
- Clean and disinfect vehicles and trailers used to transport animals home from the exhibition.
- Keep returning livestock separate from other animals for up to four weeks.
 - Feed and work with returning animals last.
 - Wear different clothes and boots when working with returning animals.
- Wash your hands with soap and water and dry them well.

MINNESOTA BOARD OF ANIMAL HEALTH
Healthy Animals for Healthy People and Communities

625 Robert Street North
St. Paul, MN 55155

651-201-6826

Livestock.Concentration.BAH@state.mn.us
www.mn.gov/bah/exhibitions